

TestkingIT

Testking IT

> Contact Us Login / Register Search...

- HOME
- ALL VENDORS
- ★ GUARANTEE
- ? FAQ
- TESTIMONIALS
- CART (0)



Try **Desktop Test Engine** before you buy

We're not the only ones **happy** about TestKingsIT Practice Material ...

48236+ customers in 100+ countries use TestKingsIT Test Engine. Meet our customers.

- iMessenger
- VOREED
- GetCustom
- JET ORANGE
- iCompany
- Paradoxx



<http://www.testkingit.com/>

Latest practice material - Exam Cram - TestKingIT

Exam : **MS-100-KR**

Title : Microsoft 365 Identity and Services (MS-100 Korean Version)

Vendor : Microsoft

Version : DEMO

QUESTION NO: 1

Project1에 어떤 마이그레이션 솔루션을 추천해야 합니까?

- A. Microsoft 365 관리 센터에서 데이터 마이그레이션을 시작하고 데이터 서비스로 Exchange를 클릭합니다.
- B. Exchange 관리 센터에서 마이그레이션을 시작하고 컷오버 마이그레이션을 선택합니다.
- C. Exchange 관리 센터에서 마이그레이션을 시작하고 단계적 마이그레이션을 선택합니다.
- D. Microsoft 365 관리 센터에서 데이터 마이그레이션을 시작하고 데이터 서비스로 PST 업로드를 클릭합니다.

Answer: A

Explanation:

Project1: During Project1, the mailboxes of 100 users in the sales department will be moved to Microsoft 365.

Fabrikam does NOT plan to implement identity federation.

All users must be able to exchange email messages successfully during Project1 by using their current email address.

During Project1, some users will have mailboxes in Microsoft 365 and some users will have mailboxes in Exchange on-premises. To enable users to be able to exchange email messages successfully during Project1 by using their current email address, we'll need to configure hybrid Exchange.

A new way to migrate mailboxes in a hybrid Exchange configuration is to use the Microsoft 365 data migration service. The data migration service can migrate Exchange, SharePoint and OneDrive. Therefore, we need to start a data migration and click Exchange as the service to be migrated.

Reference:

<https://docs.microsoft.com/en-us/fasttrack/O365-data-migration>

<https://docs.microsoft.com/en-us/exchange/hybrid-deployment/move-mailboxes>

Topic 1, Fabrikam, Inc

Overview

This is a case study. Case studies are not timed separately. You can use as much exam time as you would like to complete each case. However, there may be additional case studies and sections on this exam. You must manage your time to ensure that you are able to complete all questions included on this exam in the time provided.

To answer the questions included in a case study, you will need to reference information that is provided in the case study. Case studies might contain exhibits and other resources that provide more information about the scenario that is described in the case study. Each question is independent of the other questions in this case study.

At the end of this case study, a review screen will appear. This screen allows you to review your answer and to make changes before you move to the next section of the exam. After you begin a new section, you cannot return to this section.

To start the case study

To display the first question in this case study, click the Next button. Use the buttons in the left pane to explore the content of the case study before you answer the questions. Clicking these buttons displays information such as business requirements, existing environment, and problem statements. When you are ready to answer a question, click the Question button to return to the question.

Overview

Fabrikam, Inc. is an electronics company that produces consumer products. Fabrikam has 10,000 employees worldwide.

Fabrikam has a main office in London and branch offices in major cities in Europe, Asia, and the United States.

Existing Environment

Active Directory Environment

The network contains an Active Directory forest named fabrikam.com. The forest contains all the identities used for user and computer authentication.

Each department is represented by a top-level organizational unit (OU) that contains several child OUs for user accounts and computer accounts.

All users authenticate to on-premises applications by signing in to their device by using a UPN format of username@fabrikam.com.

Fabrikam does NOT plan to implement identity federation.

Network Infrastructure

Each office has a high-speed connection to the Internet.

Each office contains two domain controllers. All domain controllers are configured as a DNS server.

The public zone for fabrikam.com is managed by an external DNS server.

All users connect to an on-premises Microsoft Exchange Server 2016 organization. The users access their email by using Outlook Anywhere, Outlook on the web, or the Microsoft Outlook app for iOS. All the Exchange servers have the latest cumulative updates installed. All shared company documents are stored on a Microsoft SharePoint Server farm.

Requirements

Planned Changes

Fabrikam plans to implement a Microsoft 365 Enterprise subscription and move all email and shared documents to the subscription.

Fabrikam plans to implement two pilot projects:

Project1: During Project1, the mailboxes of 100 users in the sales department will be moved to Microsoft 365.

Project2: After the successful completion of Project1, Microsoft Teams & Skype for Business will be enabled in Microsoft 365 for the sales department users.

Fabrikam plans to create a group named UserLicenses that will manage the allocation of all Microsoft 365 bulk licenses.

Technical Requirements

Fabrikam identifies the following technical requirements:

All users must be able to exchange email messages successfully during Project1 by using their current email address.

Users must be able to authenticate to cloud services if Active Directory becomes unavailable. A user named User1 must be able to view all DLP reports from the Microsoft 365 admin center.

Microsoft Office 365 ProPlus applications must be installed from a network share only.

Disruptions to email address must be minimized.

Application Requirements

Fabrikam identifies the following application requirements:

An on-premises web application named App1 must allow users to complete their expense reports online.

The installation of feature updates for Office 365 ProPlus must be minimized.

Security Requirements

Fabrikam identifies the following security requirements:

After the planned migration to Microsoft 365, all users must continue to authenticate to their mailbox and to SharePoint sites by using their UPN.

The memberships of UserLicenses must be validated monthly. Unused user accounts must be removed from the group automatically.

After the planned migration to Microsoft 365, all users must be signed in to on-premises and cloud-based applications automatically.

The principle of least privilege must be used.

QUESTION NO: 2

Project1을 위한 환경을 준비해야 합니다.

Microsoft 365 테넌트를 만듭니다.

다음에 순서대로 수행해야 하는 세 가지 작업은 무엇입니까? 응답하려면 작업 목록에서 해당 작업을 응답 영역으로 이동하고 올바른 순서로 정렬하십시오.

Actions

Configure the required DNS records and verify fabrikam.com as a custom domain.

Implement directory synchronization.

Create a Microsoft Azure Active Directory (Azure AD) tenant.

Modify the Exchange ActiveSync Access Settings.

Run the Hybrid Configuration wizard.

Answer Area

Answer:

Actions

Configure the required DNS records and verify fabrikam.com as a custom domain.

Implement directory synchronization.

Create a Microsoft Azure Active Directory (Azure AD) tenant.

Modify the Exchange ActiveSync Access Settings.

Run the Hybrid Configuration wizard.

Answer Area

Create a Microsoft Azure Active Directory (Azure AD) tenant.
Configure the required DNS records and verify fabrikam.com as a custom domain.
Implement directory synchronization.

Reference:

<https://docs.microsoft.com/en-us/exchange/exchange-hybrid>

QUESTION NO: 3

Project1에 어떤 마이그레이션 솔루션을 추천해야 합니까?

- A. Exchange 관리 센터에서 마이그레이션을 시작하고 단계적 마이그레이션을 선택합니다.
- B. Microsoft 365 관리 센터에서 데이터 마이그레이션을 시작하고 Exchange를 데이터 서비스로 클릭합니다.
- C. Microsoft 365 관리 센터에서 데이터 마이그레이션을 시작하고 Outlook을 데이터 서비스로 클릭합니다.
- D. Exchange 관리 센터에서 마이그레이션을 시작하고 컷오버 마이그레이션을 선택합니다.

Answer: B

Explanation:

Project1: During Project1, the mailboxes of 100 users in the sales department will be moved to Microsoft 365.

Fabrikam does NOT plan to implement identity federation.

All users must be able to exchange email messages successfully during Project1 by using their current email address.

During Project1, some users will have mailboxes in Microsoft 365 and some users will have mailboxes in Exchange on-premises. To enable users to be able to exchange email messages successfully during Project1 by using their current email address, we'll need to configure hybrid Exchange.

A new way to migrate mailboxes in a hybrid Exchange configuration is to use the Microsoft 365 data migration service. The data migration service can migrate Exchange, SharePoint and OneDrive. Therefore, we need to start a data migration and click Exchange as the service to be migrated.

Reference:

<https://docs.microsoft.com/en-us/fasttrack/O365-data-migration>

<https://docs.microsoft.com/en-us/exchange/hybrid-deployment/move-mailboxes>

QUESTION NO: 4

모든 영업 부서 사용자가 Project1 및 Project2 중에 성공적으로 인증할 수 있는지 확인해야 합니다.

파일럿 프로젝트를 위해 어떤 인증 전략을 구현해야 합니까?

- A. 암호 해시 동기화 및 원활한 SSO
- B. 통과 인증
- C. 암호 해시 동기화
- D. 통과 인증 및 원활한 SSO

Answer: A

Explanation:

Project1: During Project1, the mailboxes of 100 users in the sales department will be moved to Microsoft 365.

Project2: After the successful completion of Project1, Microsoft Teams & Skype for Business will be enabled in Microsoft 365 for the sales department users.

After the planned migration to Microsoft 365, all users must be signed in to on-premises and

cloud-based applications automatically.

Fabrikam does NOT plan to implement identity federation.

After the planned migration to Microsoft 365, all users must continue to authenticate to their mailbox and to SharePoint sites by using their UPN.

You need to enable password hash synchronization to enable the users to continue to authenticate to their mailbox and to SharePoint sites by using their UPN.

You need to enable SSO to enable all users to be signed in to on-premises and cloud-based applications automatically.

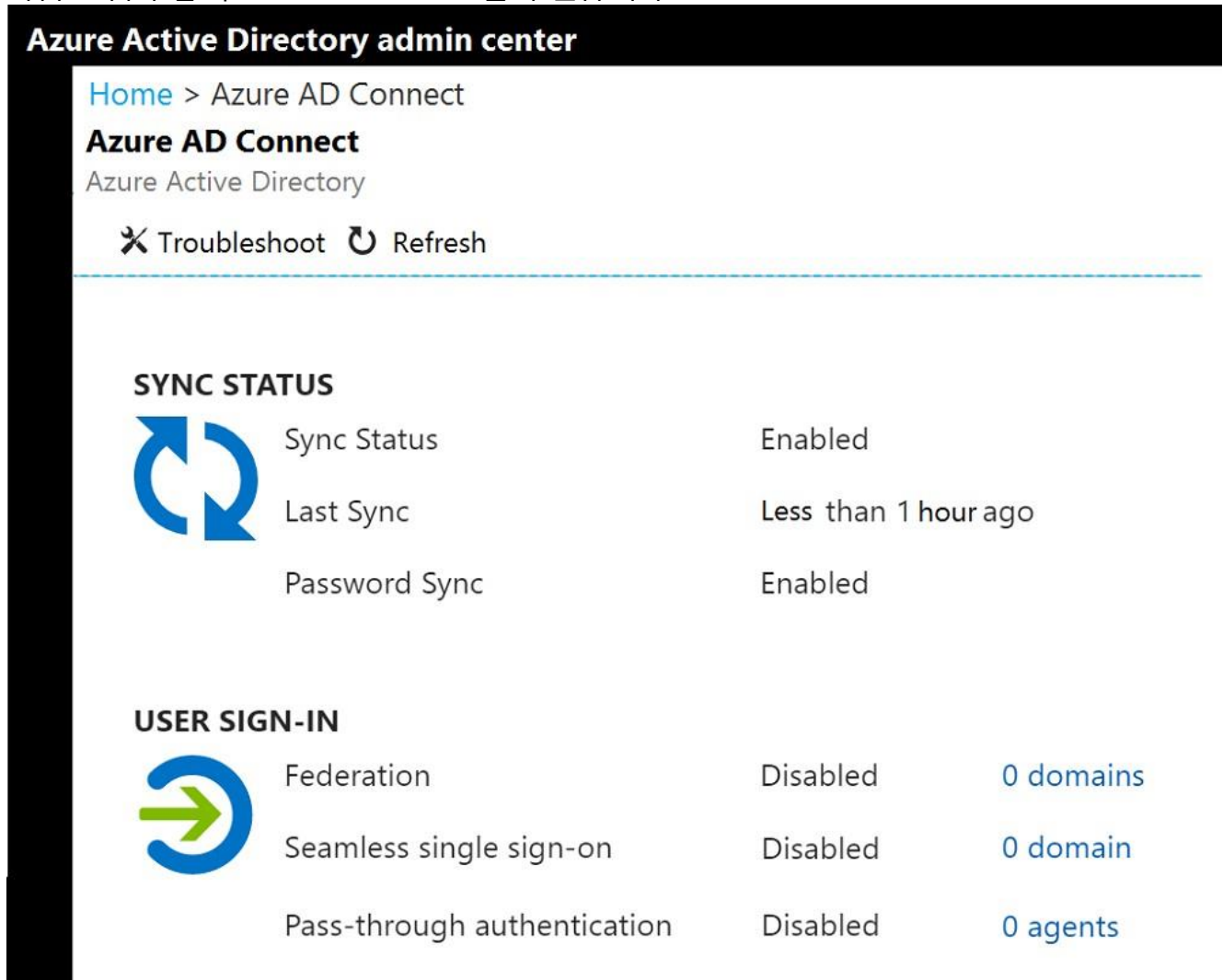
Reference:

<https://docs.microsoft.com/en-us/azure/security/azure-ad-choose-authn>

QUESTION NO: 5

Microsoft 365 테넌트를 만듭니다.

다음 그림과 같이 Azure AD Connect를 구현합니다.




Azure Active Directory admin center

Home > Azure AD Connect


Azure AD Connect
Azure Active Directory

✖ Troubleshoot ↻ Refresh

SYNC STATUS

	Sync Status	Enabled	
	Last Sync	Less than 1 hour ago	
	Password Sync	Enabled	

USER SIGN-IN

	Federation	Disabled	0 domains
	Seamless single sign-on	Disabled	0 domain
	Pass-through authentication	Disabled	0 agents

드롭다운 메뉴를 사용하여 그래픽에 제시된 정보를 기반으로 각 문장을 완성하는 답을 선택하십시오.

참고: 각 올바른 선택은 1점의 가치가 있습니다.

Answer Area

Sales department users can access [answer choice] applications by using SSO.

▼
both on-premises and cloud-based
only cloud-based
only on-premises

If Active Directory becomes unavailable, users can access the resource [answer choice].

▼
both on-premises and in the cloud
in the cloud only
on-premises only

Answer:

Answer Area

Sales department users can access [answer choice] applications by using SSO.

▼
both on-premises and cloud-based
only cloud-based
only on-premises

If Active Directory becomes unavailable, users can access the resource [answer choice].

▼
both on-premises and in the cloud
in the cloud only
on-premises only

QUESTION NO: 6

Office 365 ProPlus 응용 프로그램에 대한 응용 프로그램 요구 사항을 충족해야 합니다. 다음 설정이 포함된 XML 파일을 만듭니다.

```
<Add SourcePath="\\Server1\OfficeSoftware"
OfficeClientEdition="32"
Channel="Targeted"
AllowCdnFallback="True">
  <Product ID="O365ProPlusRetail">
    <Language ID="MatchOS" Fallback="en-us" />
  </Product>
</Add>
```

드롭다운 메뉴를 사용하여 그래픽에 제시된 정보를 기반으로 각 문장을 완성하는 답을 선택하십시오.

참고: 각 올바른 선택은 1점의 가치가 있습니다.

Office 365 ProPlus feature updates will be installed [answer choice].

▼
automatically once a year
automatically twice a year
manually

To meet the technical requirement for Office 365 ProPlus, [answer choice].

▼
Change SourcePath to DownloadPath.
Set the value for AllowCdnFallback to False.
Add SCKCacheOverride=1 to the Product section.

Answer:

Office 365 ProPlus feature updates will be installed [answer choice].

automatically once a year
 automatically twice a year
 manually

To meet the technical requirement for Office 365 ProPlus, [answer choice].

Change SourcePath to DownloadPath.
 Set the value for AllowCdnFallback to False.
 Add SCKCacheOverride=1 to the Product section.

Reference:

<https://docs.microsoft.com/en-us/deployoffice/configuration-options-for-the-office-2016-deployment-tool#updates-element>

<https://docs.microsoft.com/en-us/deployoffice/overview-of-update-channels-for-office-365-proplus>

QUESTION NO: 7

Project1에 필요한 프로세스를 평가하고 있습니다.

프로젝트를 시작하기 전에 만들어야 하는 DNS 레코드를 추천해야 합니다.

어떤 DNS 레코드를 추천해야 합니까?

- A. 메일교환기(MX)
- B. 별칭(CNAME)
- C. 호스트(A)
- D. 호스트(AAA)

Answer: A

QUESTION NO: 8

참고: 이 질문은 동일한 시나리오를 제시하는 일련의 질문 중 일부입니다. 시리즈의 각 질문에는 명시된 목표를 충족할 수 있는 고유한 솔루션이 포함되어 있습니다. 일부 질문 세트에는 하나 이상의 올바른 솔루션이 있을 수 있지만 다른 질문 세트에는 올바른 솔루션이 없을 수 있습니다.

이 섹션의 질문에 답한 후에는 해당 질문으로 돌아갈 수 없습니다. 결과적으로 이러한 질문은 검토 화면에 나타나지 않습니다.

회사에 Microsoft Office 365 테넌트가 있습니다.

여러 Office 365 기능이 최근에 업데이트된 것으로 의심됩니다.

테넌트에서 최근에 업데이트된 기능 목록을 확인해야 합니다.

솔루션: 규정 준수 관리 센터에서 Monitoring 및 보고서를 사용합니다.

이것이 목표를 달성합니까?

- A. 예
- B. 아니요

Answer: B

Explanation:

Depending on what your organization's Office 365 subscription includes, the Dashboard in Security & Compliance includes several widgets, such as Threat Management Summary, Threat Protection Status, Global Weekly Threat Detections, Malware, etc. The Compliance admin center in Microsoft 365 contains much of the same information but also includes

additional entries focusing on alerts, data insights.

The Monitoring and reports section from the Compliance admin center does not display a list of the features that were recently updated in the tenant so this solution does not meet the goal.

To meet the goal, you need to use Message center in the Microsoft 365 admin center.

Reference:

<https://docs.microsoft.com/en-us/office365/admin/manage/message-center?view=o365-worldwide>

QUESTION NO: 9

UserLicenses 그룹을 만들어야 합니다. 솔루션은 보안 요구 사항을 충족해야 합니다.

어떤 그룹 유형 및 제어 방법을 사용해야 합니까? 대답하려면 대답 영역에서 적절한 옵션을 선택하십시오.

참고: 각 올바른 선택은 1점의 가치가 있습니다.

Answer Area

Group type:

	▼
Distribution list	
Office 365 group	
Security group	

Control method:

	▼
a conditional access policy	
a retention policy	
an access review	
an alert policy	

Answer:

Answer Area

Group type:

	▼
Distribution list	
Office 365 group	
Security group	

Control method:

	▼
a conditional access policy	
a retention policy	
an access review	
an alert policy	

Reference:

<https://docs.microsoft.com/en-us/azure/active-directory/governance/access-reviews-overview>

QUESTION NO: 10

프로젝트에 대한 도메인 이름을 추가하기 전에 만들어야 하는 DNS 레코드를 추천해야 합니다.

프로젝트를 시작하기 전에 만들어야 하는 DNS 레코드를 추천해야 합니다.

어떤 DNS 레코드를 추천해야 합니까?

- A. 별칭(CNAME)
- B. 호스트 정보(HINFO)
- C. 호스트(A)
- D. 메일 교환기(MX)

Answer: C

Explanation:

When you add a custom domain to Office 365, you need to verify that you own the domain.

You can do this by adding either an MX record or a TXT record to the DNS for that domain.

Reference:

<https://docs.microsoft.com/en-us/office365/admin/get-help-with-domains/create-dns-records-at-any-dns-hosting-provider?view=o365-worldwide>

QUESTION NO: 11

이 섹션의 질문에 답한 후에는 해당 질문으로 돌아갈 수 없습니다. 결과적으로 이러한 질문은 검토 화면에 나타나지 않습니다.

네트워크에는 Active Directory 포리스트가 포함되어 있습니다.

Microsoft 365를 배포합니다.

디렉터리 동기화를 구현할 계획입니다.

동기화된 ID에 대한 보안 솔루션을 권장해야 합니다. 솔루션은 다음 요구 사항을 충족해야 합니다.

* 사용자는 Active Directory를 사용할 수 없게 되면 Microsoft 365 서비스에 성공적으로 인증할 수 있어야 합니다.

* 사용자 비밀번호는 10자 이상이어야 합니다.

해결 방법: 통과 인증을 구현하고 Active Directory의 기본 도메인 정책에서 암호 설정을 수정하십시오.

이것이 목표를 달성합니까?

A. 예

B. 아니요

Answer: B

Reference:

<https://docs.microsoft.com/en-us/azure/active-directory/hybrid/how-to-connect-password-hash-synchronization>

QUESTION NO: 12

Project1에 어떤 마이그레이션 솔루션을 추천해야 합니까?

A. Exchange Online PowerShell에서 New-MailboxImportRequest cmdlet을 실행합니다.

B. Exchange Online PowerShell에서 New-MailboxExportRequest cmdlet을 실행합니다.

C. Microsoft 365 관리 센터에서 데이터 마이그레이션을 시작하고 데이터 서비스로 PSST 업로드를 클릭합니다.

D. Exchange 관리 센터에서 마이그레이션을 시작하고 원격 이동 마이그레이션을 선택합니다.

Answer: D

Explanation:

During Project1, some users will have mailboxes in Microsoft 365 and some users will have mailboxes in Exchange on-premises. To enable users be able to exchange email messages successfully during Project1 by using their current email address, we'll need to configure hybrid Exchange.

To migrate mailboxes in a hybrid Exchange configuration, you use Exchange admin center perform Remote move migrations.

Reference:

<https://docs.microsoft.com/en-us/exchange/hybrid-deployment/move-mailboxes>

QUESTION NO: 13

User1에게 어떤 역할을 할당해야 합니까?

A. 보안 관리자

B. 기록 관리

C. 보안 판독기

D. 위생 관리

Answer: C

Explanation:

A user named User1 must be able to view all DLP reports from the Microsoft 365 admin center.

Users with the Security Reader role have global read-only access on security-related features, including all information in Microsoft 365 security center, Azure Active Directory, Identity Protection, Privileged Identity Management, as well as the ability to read Azure Active

Directory sign-in reports and audit logs, and in Office 365 Security & Compliance Center.

Reference:

<https://docs.microsoft.com/en-us/azure/active-directory/users-groups-roles/directory-assign-admin-roles>

QUESTION NO: 14

App1에 대한 애플리케이션 요구 사항을 충족해야 합니다.

어떤 세 가지 작업을 수행해야 합니까? 각 정답은 솔루션의 일부를 나타냅니다.

참고: 각 올바른 선택은 1점의 가치가 있습니다.

- A. Azure Active Directory 관리 센터에서 애플리케이션 URL 설정을 구성합니다.
- B. Azure Active Directory 관리 센터에서 엔터프라이즈 애플리케이션을 추가합니다.
- C. 온프레미스 서버에서 Microsoft AAD 애플리케이션 프록시 커넥터를 다운로드하고 설치합니다.
- D. 온프레미스 서버에 하이브리드 구성 마법사를 설치합니다.
- E. Microsoft 365 관리 센터에서 소프트웨어 다운로드 설정을 구성합니다.

Answer: A,B,C

Explanation:

An on-premises web application named App1 must allow users to complete their expense reports online.

Application Proxy is a feature of Azure AD that enables users to access on-premises web applications from a remote client. Application Proxy includes both the Application Proxy service which runs in the cloud, and the Application Proxy connector which runs on an on-premises server. Azure AD, the Application Proxy service, and the Application Proxy connector work together to securely pass the user sign-on token from Azure AD to the web application.

In this question, we need to add an enterprise application in Azure and configure a Microsoft AAD Application Proxy connector to connect to the on-premises web application (App1).

Reference:

<https://docs.microsoft.com/en-us/azure/active-directory/manage-apps/application-proxy#how-application-proxy-works>

Topic 2, Contoso, Ltd

Overview

This is a case study. Case studies are not timed separately. You can use as much exam time as you would like to complete each case. However, there may be additional case studies and sections on this exam. You must manage your time to ensure that you are able to complete all questions included on this exam in the time provided.

To answer the questions included in a case study, you will need to reference information that is provided in the case study. Case studies might contain exhibits and other resources that provide more information about the scenario that is described in the case study. Each question is independent of the other questions in this case study.

At the end of this case study, a review screen will appear. This screen allows you to review your answer and to make changes before you move to the next section of the exam. After you begin a new section, you cannot return to this section.

To start the case study

To display the first question in this case study, click the Next button. Use the buttons in the

left pane to explore the content of the case study before you answer the questions. Clicking these buttons displays information such as business requirements, existing environment, and problem statements. When you are ready to answer a question, click the Question button to return to the question.

Overview

Contoso, Ltd. is a consulting company that has a main office in Montreal and two branch offices in Seattle and New York.

The offices have the users and devices shown in the following table.

Office	Users	Laptops	Desktops	Mobile devices
Montreal	2,500	2,800	300	3,100
Seattle	1,000	1,100	200	1,500
New York	300	320	30	400

Contoso recently purchased a Microsoft 365 E5 subscription.

Existing Environment

The network contains an Active directory forest named contoso.com and a Microsoft Azure Active Directory (Azure AD) tenant named contoso.onmicrosoft.com.

You recently configured the forest to sync to the Azure AD tenant.

You add and then verify adatum.com as an additional domain name.

All servers run Windows Server 2016.

All desktop computers and laptops run Windows 10 Enterprise and are joined to contoso.com.

All the mobile devices in the Montreal and Seattle offices run Android. All the mobile devices in the New York office run iOS.

Contoso has the users shown in the following table.

Name	Role
User1	<i>None</i>
User2	<i>None</i>
User3	Customer Lockbox access approver
User4	<i>None</i>

Contoso has the groups shown in the following table.

Name	Type	Membership rule
Group1	Assigned	<i>Not applicable</i>
Group 2	Dynamic	(user.department -eq "Finance")

Microsoft Office 365 licenses are assigned only to Group2.

The network also contains external users from a vendor company who have Microsoft accounts that use a suffix of @outlook.com.

Requirements

Planned Changes

Contoso plans to provide email addresses for all the users in the following domains:

East.adatum.com

Contoso.adatum.com

Humongousinsurance.com

Technical Requirements

Contoso identifies the following technical requirements:

All new users must be assigned Office 365 licenses automatically.

The principle of least privilege must be used whenever possible.

Security Requirements

Contoso identifies the following security requirements:

User2 must be able to view reports and schedule the email delivery of security and compliance reports.

The members of Group1 must be required to answer a security question before changing their password.

User3 must be able to manage Office 365 connectors.

User4 must be able to reset User3 password.

QUESTION NO: 15

참고: 이 질문은 동일한 시나리오를 제시하는 일련의 질문 중 일부입니다. 시리즈의 각 질문에는 명시된 목표를 충족할 수 있는 고유한 솔루션이 포함되어 있습니다. 일부 질문 세트에는 하나 이상의 올바른 솔루션이 있을 수 있지만 다른 질문 세트에는 올바른 솔루션이 없을 수 있습니다.

이 섹션의 질문에 답한 후에는 해당 질문으로 돌아갈 수 없습니다. 결과적으로 이러한 질문은 검토 화면에 나타나지 않습니다.

보안 요구 사항을 충족하려면 User2에게 필요한 역할을 할당해야 합니다.

해결 방법: Office 365 관리 센터에서 User2에게 레코드 관리 역할을 할당합니다. Exchange 365 관리 센터에서 User2에게 헬프 데스크 역할을 할당합니다.

그것이 목표를 달성합니까?

A. 예

B. 아니요

Answer: B

QUESTION NO: 16

Office 365 K에 사용자 지정 도메인 이름*을 추가하여 계획된 변경 사항을 최대한 빨리 지원해야 합니다.

도메인 이름을 성공적으로 확인하려면 무엇을 만들어야 합니까?

A. 3개의 별칭(CNAME) 레코드

B. 하나의 텍스트(TXT) 레코드

C. 하나의 별칭(CNAME) 레코드

D. 세 개의 텍스트(TXT) 레코드

Answer: D

Explanation:

Contoso plans to provide email addresses for all the users in the following domains:

East.adatum.com

Contoso.adatum.com

Humongousinsurance.com

To verify three domain names, you need to add three TXT records.

Reference:

<https://docs.microsoft.com/en-us/office365/admin/setup/add-domain?view=o365-worldwide>

QUESTION NO: 17

참고: 이 질문은 동일한 시나리오를 제시하는 일련의 질문 중 일부입니다. 시리즈의 각 질문에는 명시된 목표를 충족할 수 있는 고유한 솔루션이 포함되어 있습니다. 일부 질문 세트에는 하나 이상의 올바른 솔루션이 있을 수 있지만 다른 질문 세트에는 올바른 솔루션이 없을 수 있습니다.

이 섹션의 질문에 답한 후에는 해당 질문으로 돌아갈 수 없습니다. 결과적으로 이러한 질문은 검토 화면에 나타나지 않습니다.

보안 요구 사항을 충족하려면 User2에게 필요한 역할을 할당해야 합니다.

해결 방법: Office 365 관리 센터에서 User2에게 보안 독자 역할을 할당합니다.

Exchange 관리 센터에서 User2에게 헬프 데스크 역할을 할당합니다.

이것이 목표를 달성합니까?

A. 예

B. 아니요

Answer: B

Explanation:

User2 must be able to view reports and schedule the email delivery of security and compliance reports.

The Security Reader role can view reports but not schedule the email delivery of security and compliance reports.

The Help Desk role cannot schedule the email delivery of security and compliance reports.

Reference:

<https://docs.microsoft.com/en-us/exchange/permissions-exo/permissions-exo>

QUESTION NO: 18

공급업체의 보안 요구 사항을 충족해야 합니다.

어떻게 해야 합니까?

A. Azure Portal에서 인증 방법을 수정합니다.

B. Azure Cloud Shell에서 New-AzureADMSInvitation을 실행하고 -InvitedUserEmailAddress cmdlet을 지정합니다.

C. Azure Cloud Shell에서 Set-MsolUserPrincipalName을 실행하고 -tenantID 매개 변수를 지정합니다.

D. Azure Portal에서 ID 공급자를 추가합니다.

Answer: B

Explanation:

You can invite guest users to the directory, to a group, or to an application. After you invite a user through any of these methods, the invited user's account is added to Azure Active Directory (Azure AD), with a user type of Guest. The guest user must then redeem their invitation to access resources. An invitation of a user does not expire.

The invitation will include a link to create a Microsoft account. The user can then authenticate using their Microsoft account. In this question, the vendors already have Microsoft accounts so they can authenticate using them.

In this solution, we are creating guest account invitations by using the New-AzureADMSInvitation cmdlet and specifying the -InvitedUserEmailAddress parameter.

Reference:

<https://docs.microsoft.com/en-us/azure/active-directory/b2b/add-users-administrator>
<https://docs.microsoft.com/en-us/powershell/module/azuread/new-azureadmsinvitation?view=azureadps-2.0>

QUESTION NO: 19

참고: 이 질문은 동일한 시나리오를 제시하는 일련의 질문 중 일부입니다. 시리즈의 각 질문에는 명시된 목표를 충족할 수 있는 고유한 솔루션이 포함되어 있습니다. 일부 질문 세트에는 하나 이상의 올바른 솔루션이 있을 수 있지만 다른 질문 세트에는 올바른 솔루션이 없을 수 있습니다.

이 섹션의 질문에 답한 후에는 해당 질문으로 돌아갈 수 없습니다. 결과적으로 이러한 질문은 검토 화면에 나타나지 않습니다.

보안 요구 사항을 충족하려면 User2에게 필요한 역할을 할당해야 합니다.

해결 방법: Office 365 관리 센터에서 User2에게 보안 독자 역할을 할당합니다. Exchange 관리 센터에서 User2에게 준수 관리 역할을 할당합니다.

이것이 목표를 달성합니까?

- A. 예
- B. 아니요

Answer: A

Explanation:

User2 must be able to view reports and schedule the email delivery of security and compliance reports.

The Security Reader role can view reports.

The Compliance Management role can schedule the email delivery of security and compliance reports.

Reference:

<https://docs.microsoft.com/en-us/exchange/permissions-exo/permissions-exo>

QUESTION NO: 20

User3에 대한 보안 요구 사항을 충족해야 합니다. 솔루션은 기술 요구 사항을 충족해야 합니다.

어떻게 해야 합니까? 대답하려면 대답 영역에서 적절한 옵션을 선택하십시오.

참고: 각 올바른 선택은 1점의 가치가 있습니다.

Tool to use to add User3 to the role:

▼
the Azure portal
the Exchange admin center
the Microsoft 365 admin center
the Security & Compliance admin center

Role to assign to User3:

▼
Cloud application administrator
Global administrator
Organization Management
Security Administrator

Answer:

Tool to use to add User3 to the role:

the Azure portal
the Exchange admin center
the Microsoft 365 admin center
the Security & Compliance admin center

Role to assign to User3:

Cloud application administrator
Global administrator
Organization Management
Security Administrator

Reference:

<https://docs.microsoft.com/en-us/office365/SecurityCompliance/eop/feature-permissions-in-eop>

QUESTION NO: 21

보안 요구 사항을 충족하기 위해 User4를 추가해야 하는 Azure AD 역할은 무엇인가요?

- A. 암호 관리자
- B. 글로벌 관리자
- C. 보안 관리자
- D. 권한 있는 역할 관리자

Answer: B

Explanation:

User4 must be able to reset User3 password.

User3 is assigned the Customer Lockbox Access Approver role. Only global admins can reset the passwords of people assigned to this role as it's considered a privileged role.

Reference:

<https://techcommunity.microsoft.com/t5/Security-Privacy-and-Compliance/Customer-Lockbox-Approver-Role-Now-Available/ba-p/223393>

QUESTION NO: 22

참고 이 질문은 동일한 시나리오를 제시하는 일련의 질문 중 일부입니다. 시리즈의 각 질문에는 명시된 목표를 충족할 수 있는 고유한 솔루션이 포함되어 있습니다. 일부 질문 세트에는 하나 이상의 올바른 솔루션이 있을 수 있지만 다른 질문 세트에는 올바른 솔루션이 없을 수 있습니다.

이 섹션의 질문에 답한 후에는 해당 질문으로 돌아갈 수 없습니다. 결과적으로 이러한 질문은 검토 화면에 나타나지 않습니다.

보안 요구 사항을 충족하려면 User2에게 필요한 역할을 할당해야 합니다.

해결 방법: Office 365 관리 센터에서 User2에게 보안 관리자 역할을 할당합니다. Exchange 관리 센터에서 보기 전용 관리 역할에 User2를 추가합니다.

이것이 목표를 달성합니까?

- A. 예

B. 아니요

Answer: B

Explanation:

User2 must be able to view reports and schedule the email delivery of security and compliance reports.

The Security Administrator role can view reports but not schedule the email delivery of security and compliance reports.

The View-Only Organization Management role cannot schedule the email delivery of security and compliance reports.

Reference:

<https://docs.microsoft.com/en-us/exchange/permissions-exo/permissions-exo>

QUESTION NO: 23

Group1의 보안 요구 사항을 충족해야 합니다.

어떻게 해야 하나요?

- A. 다단계 인증을 사용하여 로그인하도록 모든 사용자를 구성합니다.
- B. Group1의 속성을 수정합니다.
- C. Group1에 관리 역할을 할당합니다.
- D. Azure AD 테넌트의 암호 재설정 속성을 수정합니다.

Answer: D

Reference:

If SSPR (Self Service Password Reset) is enabled, you must select at least one of the following options for the authentication methods. Sometimes you hear these options referred to as "gates." Mobile app notification Mobile app code Email Mobile phone Office phone Security questions You can specify the required authentication methods in the Password reset properties of the Azure AD tenant. In this case, you should set the required authentication method to be 'Security questions'.

<https://docs.microsoft.com/en-us/azure/active-directory/authentication/concept-sspr-howitworks>

QUESTION NO: 24

공급업체의 보안 요구 사항을 충족해야 합니다.

어떻게 해야 하나요?

- A. Azure Portal에서 ID 공급자를 추가합니다.
- B. Azure Cloud Shell에서 New-AzureADUser cmdlet을 실행하고 -UserPrincipalName 매개 변수를 지정합니다.
- C. Azure Portal에서 게스트 계정을 만듭니다.
- D. Azure Cloud Shell에서 New-AzureADUser cmdlet을 실행하고 -UserType 매개 변수를 지정합니다.

Answer: C

Explanation:

You can invite guest users to the directory, to a group, or to an application. After you invite a user through any of these methods, the invited user's account is added to Azure Active Directory (Azure AD), with a user type of Guest. The guest user must then redeem their

invitation to access resources. An invitation of a user does not expire. The invitation will include a link to create a Microsoft account. The user can then authenticate using their Microsoft account. In this question, the vendors already have Microsoft accounts so they can authenticate using them.

Reference:


<https://docs.microsoft.com/en-us/azure/active-directory/b2b/add-users-administrator>

QUESTION NO: 25

사용자 라이선스에 대한 기술 요구 사항을 충족해야 합니다. 각 사용자에게 대해 구성해야 하는 두 가지 속성은 무엇입니까? 대답하려면 대답 영역에서 적절한 속성을 선택하십시오.

참고: 각 올바른 선택은 1점의 가치가 있습니다.


Identity

Name <input type="text" value="User1"/>	First Name <input type="text"/>	Last Name <input type="text"/>
User name <input type="text" value="User1@Contoso1410.onmicrosoft.com"/>	User type Member	
Object ID <input type="text" value="22c31139-c143-4076-a71c-b5d0d5..."/> 	Source Azure Active Directory	

Job info

Job title <input type="text"/>	Department <input type="text"/>	Manager <input type="text"/> Remove Change
-----------------------------------	------------------------------------	---

Settings

Block sign in <input type="radio"/> Yes <input checked="" type="radio"/> No	Usage location <input type="text" value=""/> 
--	---

Contact info

Street address <input type="text"/>	State or province <input type="text"/>	Country or region <input type="text"/>
City <input type="text"/>	ZIP or postal code <input type="text"/>	Office phone <input type="text"/>

Authentication contact info

Phone <input type="text"/>	Email <input type="text"/>
Alternate phone <input type="text"/>	Alternate email <input type="text"/>

Answer:

Identity

Name User1	First Name	Last Name
User name User1@Contoso1410.onmicrosoft.com	User type Member	
Object ID 22c31139-c143-4076-a71c-b5d0d5...	Source Azure Active Directory	

Job info

Job title	Department	Manager Remove Change
-----------	------------	---

Settings

Block sign in <input type="radio"/> Yes <input checked="" type="radio"/> No	Usage location [Dropdown menu]
--	-----------------------------------

Contact info

Street address	State or province	Country or region
City	ZIP or postal code	Office phone

Authentication contact info

Phone	Email
Alternate phone	Alternate email

QUESTION NO: 26

보안 요구 사항 및 기술 요구 사항을 충족하는 데 필요한 역할을 User2에 할당해야 합니다. User2에게 어떤 역할을 할당해야 합니까? 각 정답은 솔루션의 일부를 나타냅니다. 참고: 각 올바른 선택은 1점의 가치가 있습니다.

- A. Exchange 보기 전용 조직 관리 역할
- B. Microsoft 365 레코드 관리 역할
- C. Exchange 온라인 헬프 데스크 역할
- D. Microsoft 365 보안 리더 역할
- E. Exchange Online 규정 준수 관리 역할

Answer: D,E

Explanation:

User2 must be able to view reports and schedule the email delivery of security and compliance reports.

The Security Reader role can view reports but not schedule the email delivery of security and compliance reports.

The Exchange Online Compliance Management role can schedule the email delivery of security and compliance reports.

Reference:

<https://docs.microsoft.com/en-us/exchange/permissions-exo/permissions-exo>

Topic 3, Litware inc

Overview

This is a case study. Case studies are not timed separately. You can use as much exam time as you would like to complete each case. However, there may be additional case studies and sections on this exam. You must manage your time to ensure that you are able to complete all questions included on this exam in the time provided.

To answer the questions included in a case study, you will need to reference information that is provided in the case study. Case studies might contain exhibits and other resources that provide more information about the scenario that is described in the case study. Each question is independent of the other questions in this case study.

At the end of this case study, a review screen will appear. This screen allows you to review your answers and to make changes before you move to the next section of the exam. After you begin a new section, you cannot return to this section.

To start the case study

To display the first question in this case study, click the Next button. Use the buttons in the left pane to explore the content of the case study before you answer the questions. Clicking these buttons displays information such as business requirements, existing environment, and problem statements. When you are ready to answer a question, click the Question button to return to the question.

Overview

General Overview

Litware, Inc. is a consulting company that has a main office in Montreal and a branch office in Seattle.

Litware collaborates with a third-party company named ADatum Corporation.

Environment

On-Premises Environment

The network of Litware contains an Active Directory domain named litware.com. The domain contains three organizational units (OUs) named LitwareAdmins, Montreal Users, and Seattle Users and the users shown in the following table.

Name	OU
Admin1	LitwareAdmins
Admin2	LitwareAdmins
Admin3	LitwareAdmins
Admin4	LitwareAdmins

The domain contains 2,000 Windows 10 Pro devices and 100 servers that run Windows Server 2019.

Cloud environment

Litware has a pilot Microsoft 365 subscription that includes Microsoft Office 365 Enterprise E3 licenses and Azure Active Directory Premium Plan 2 licenses.

The subscription contains a verified DNS domain named litware.com.

Azure AD Connect is installed and has the following configurations:

Password hash synchronization is enabled.

Synchronization is enabled for the LitwareAdmins OU only.
Users are assigned the roles shown in the following table.

Name	Role
Admin1	Global Administrator
Admin2	Helpdesk admin
Admin3	Security admin
Admin4	User Administrator

Self-service password reset (SSPR) is enabled.

The Azure Active Directory (Azure AD) tenant has Security defaults enabled.

Requirements

Planned Changes

Litware identifies the following issues:

Admin1 cannot create conditional access policies.

Admin4 receives an error when attempting to use SSPR.

Users access new Office 365 service and feature updates before the updates are reviewed by Admin2.

Technical Requirements

Litware plans to implement the following changes:

Implement Microsoft Intune.

Implement Microsoft Teams.

Implement Microsoft Defender for Office 365.

Ensure that users can install Office 365 apps on their device.

Convert all the Windows 10 Pro devices to Windows 10 Enterprise E5.

Configure Azure AD Connect to sync the Montreal Users OU and the Seattle Users OU.

Litware identifies the following technical requirements:

- * Administrators must be able to specify which version of an Office 365 desktop app will be available to users and to roll back to previous versions
- * Only Admin2 must have access to new Office 365 service and feature updates before they are released to the company.
- * Litware users must be able to invite A. Datum users to participate in the following activities:
 - o Join Microsoft Teams channels.
 - o Join Microsoft Teams chats,
 - o Access shared files.
- * Just in time access to critical administrative roles must be required.
- * Microsoft 365 incidents and advisories must be reviewed monthly.
- * Office 365 service status notifications must be sent to Admin2.
- * The principle of least privilege must be used.

QUESTION NO: 27

Microsoft 365 인시던트 및 권고가 매월 검토되는지 확인해야 합니다.

어떤 사용자가 인시던트 및 조언을 검토할 수 있으며 사용자가 사용해야 하는 블레이드는

무엇입니까? 대답하려면 대답 영역에서 적절한 옵션을 선택하십시오. 참고: 각 올바른 선택은 한 번의 바지 가치가 있습니다.

Users:
Admin1 only
Admin1 and Admin3 only
Admin1, Admin2, and Admin3 only
Admin1, Admin2, Admin3, and Admin4

Blade:
Reports
Service Health
Message center

Answer:

Users:
Admin1 only
Admin1 and Admin3 only
Admin1, Admin2, and Admin3 only
Admin1, Admin2, Admin3, and Admin4

Blade:
Reports
Service Health
Message center

QUESTION NO: 28

Montreal 사용자 및 Seattle Use의 OU에 대해 계획된 변경 사항을 지원하도록 Azure AD Connect를 구성해야 합니다. 어떻게 해야 하나요?

- A. PowerShell에서 Add-ADSyncConnectorAttributeInclusion cmdlet을 실행합니다.
- B. Microsoft Azure Active Directory 연결 마법사에서 동기화 옵션 사용자 지정을 선택합니다.
- C. PowerShell에서 start-ADSyncSyncCycle cmdlet을 실행합니다.
- D. Microsoft Azure Active Directory Connect 마법사에서 페더레이션 관리를 선택합니다.

Answer: B

QUESTION NO: 29

Litware에 계획된 변경 사항을 지원할 수 있는 적절한 라이선스가 있는지 확인해야 합니다. 솔루션은 비용을 최소화해야 합니다. 어떤 라이선스 유형을 사용해야 하나요?

- A. 마이크로소프트 365 엔터프라이즈 E5
- B. Office 365 Enterprise E5
- C. 오피스 365 엔터프라이즈 F3
- D. 마이크로소프트 365 엔터프라이즈 E3

Answer: B

QUESTION NO: 30

A와 공동 작업하기 위한 기술 요구 사항을 지원하도록 Microsoft Teams를 구성해야 합니다. Datum Microsoft Teams 관리 센터에서 무엇을 구성해야 하나요?

- A. 회의 정책
- B. 외부 액세스
- C. 게스트 액세스
- D. 메시징 정책

Answer: B

QUESTION NO: 31

Office 365 서비스 상태 알림을 구성하고 서비스 및 기능 업데이트에 대한 액세스를 제한해야 합니다. 솔루션은 기술 요구 사항을 충족해야 합니다.

Microsoft 365 관리 센터에서 무엇을 구성해야 하나요? 대답하려면 대답 영역에서 적절한 옵션을 선택하십시오.

참고: 각 올바른 선택은 1점의 가치가 있습니다.

To configure the notifications:

	▼
Briefing email	
Help desk information	
Organization information	

To limit access:

	▼
Privileged Access	
Release preferences	
Office installation options	

Answer:

To configure the notifications:

	▼
Briefing email	
Help desk information	
Organization information	

To limit access:

	▼
Privileged Access	
Release preferences	
Office installation options	

Reference:

<https://docs.microsoft.com/en-us/briefing/be-admin>

<https://docs.microsoft.com/en-us/microsoft-365/admin/manage/release-options-in-office-365?view=o365-worldwide>

QUESTION NO: 32

다단계 인증(MFA) 사용을 평가하고 있습니다.

다음 각 진술에 대해 진술이 참이면 예를 선택하십시오. 그렇지 않으면 아니요를 선택합니다.

참고: 각 올바른 선택은 1점의 가치가 있습니다.

Statements	Yes	No
Users will have 14 days to register for MFA after they sign in for the first time.	<input type="radio"/>	<input type="radio"/>
Users must use the Microsoft Authenticator app to complete MFA.	<input type="radio"/>	<input type="radio"/>
After registering, users must use MFA for every sign-in.	<input type="radio"/>	<input type="radio"/>

Answer:

Statements	Yes	No
Users will have 14 days to register for MFA after they sign in for the first time.	<input checked="" type="radio"/>	<input type="radio"/>
Users must use the Microsoft Authenticator app to complete MFA.	<input checked="" type="radio"/>	<input type="radio"/>
After registering, users must use MFA for every sign-in.	<input type="radio"/>	<input checked="" type="radio"/>

Reference:

<https://docs.microsoft.com/en-us/azure/active-directory/identity-protection/howto-identity-protection-configure-mfa-policy>

<https://blog.admindroid.com/configuring-and-managing-mfa-in-office-365/>

QUESTION NO: 33

기술 요구 사항을 충족하려면 적시 액세스를 구성해야 합니다.

무엇을 사용해야 합니까?

- A. 액세스 리뷰
- B. 자격 관리
- C. Azure AD(Azure Active Directory) PIM(Privileged Identity Management)
- D. Azure AD(Azure Active Directory) ID 보호

Answer: C

Reference:

<https://docs.microsoft.com/en-us/azure/active-directory/privileged-identity-management/pim-configure-joergsi> 5 months, 1 week ago Privileged access management The effectiveness of an information protection strategy depends on how secure the administrative accounts used to manage that strategy are. If accounts that can be used to configure and manage an information protection strategy are not properly secured, then the information protection strategy itself can be easily compromised.

Privileged access management enables you to configure policies that apply

=> just-in-time administrative principles to sensitive administrative roles.

For example, if someone needs temporary access to configure an information protection policy, that person would need to go through an approval process to obtain the necessary set of rights instead of having an Azure Active Directory (Azure AD) account with those rights permanently assigned.

Thomas, Orin. Exam Ref MS-100 Microsoft 365 Identity and Services (S.10). Pearson Education. Kindle-Version.

QUESTION NO: 34

Admin4가 SSPR을 사용할 수 있는지 확인해야 합니다.

어떤 도구를 사용해야 하며 어떤 작업을 수행해야 합니까? 대답하려면 대답 영역에서 적절한 옵션을 선택하십시오.

참고: 각 올바른 선택은 1점의 가치가 있습니다.

Action:

- Enable app registrations.
- Enable password writeback.
- able password hash synchronization
- Disable password hash synchronization

Tool:

- Azure AD Connect
- Synchronization Rules Editor
- Azure Active Directory admin center

Answer:

Action:

- Enable app registrations.
- Enable password writeback.
- able password hash synchronization
- Disable password hash synchronization

Tool:

- Azure AD Connect
- Synchronization Rules Editor
- Azure Active Directory admin center

Reference:

<https://docs.microsoft.com/en-us/azure/active-directory/authentication/howto-sspr-deployment>

Topic 4, Contoso

Overview

This is a case study. Case studies are not timed separately. You can use as much exam time as you would like to complete each case. However, there may be additional case studies and sections on this exam. You must manage your time to ensure that you are able to complete

all questions included on this exam in the time provided.

To answer the questions included in a case study, you will need to reference information that is provided in the case study. Case studies might contain exhibits and other resources that provide more information about the scenario that is described in the case study. Each question is independent of the other questions in this case study.

At the end of this case study, a review screen will appear. This screen allows you to review your answers and to make changes before you move to the next section of the exam. After you begin a new section, you cannot return to this section.

Existing Environment

Microsoft 365

Contoso identifies the following business goals:

- * Utilize core functionality of apps whenever possible.
- * Reduce app development costs.
- * Minimize training costs for end users.

Microsoft SharePoint/Microsoft Exchange

Contoso has a Microsoft 365 subscription that uses a domain named contoso.com. Each user is assigned a Microsoft 365 Enterprise E5 licence.

Problem Statement

Contoso moves all email accounts to Microsoft 365.

Contoso migrates the SharePoint Server 2013 intranet sites of the research department to SharePoint Online.

Requirements

Business Goals

Contoso identifies the following issues:

- * Users in the sales department report that preparing quotations is time-consuming as it requires manually copying and pasting data from multiple sources.
- * Users in the HR department must use multiple apps to manage the hiring process.
- * The solution to claim expenses requires multiple manual steps.

Planned Changes

Contoso identifies the following business goals:

- * Utilize core functionality of apps whenever possible.
- * Reduce app development costs.
- * Minimize training costs for end users.

Technical Requirements

Contoso plans to implement the following changes;

- * Redesign the SharePoint Online sites of the research department to provide users with an experience that is consistent with the Microsoft 365 portal. The research department has a third-party project management solution that uses the Microsoft identity platform in Azure AD.
- * Create an email workflow solution for expense claims. Users will submit their expense claims and the system will email an approval request to their manager.
- * Implement a bring your own device (BYOD) model that supports Windows 10, macOS, and Android devices.
- * Develop a custom Microsoft 365 app named SalesApp for the sales department.
- * Develop a custom Microsoft 365 app named HRApp for the HR department

Security Requirement

Contoso identifies the following technical requirements for app development:

- * The expense claims solution must provide managers with claim information and the ability to manage the claim by using Microsoft Outlook. Outlook on the web, or Outlook for iOS and Android.
- * HRApp must include a bot named HRBot that will answer HR questions. Users must be able to access the bot by mentioning HRBot in a Microsoft Teams channel or private chat.
- * HRApp must enable users to query a third-party HR system by using a tab from within a Microsoft Teams channel.
- * HRApp must include a messaging extension that enables users to search jobs by job title or job ID.
- * SalesApp must be integrated with Microsoft Word and must combine images and text from multiple sources to create a quotation as a DOCX file.
- * The distribution of SalesApp must be automatic and require minimal user interaction.
- * Solutions for SharePoint Online and Microsoft Office must follow the current Office user interface (UI) design.
- * Development tools and solutions must support Windows and non-Windows devices.
- * Development effort must be minimized.

HRApp Manifest

All solutions must support the Microsoft identity platform in Azure AD.

Intranet components must not share access tokens.

QUESTION NO: 35

연구 부서의 프로젝트 관리 솔루션에 액세스하기 위해 SPFx(SharePoint Framework) 인트라넷 구성 요소가 사용할 API 개체를 추천해야 합니다. 무엇을 추천해야 할까요?

- A. SPHttp클라이언트
- B. AadHttp클라이언트
- C. HSGraph클라이언트
- D. Http클라이언트

Answer: B

Reference:

<https://docs.microsoft.com/en-us/sharepoint/dev/spfx/use-aadhttpclient>